

Tax information book for our International residents 【English】

外国人市民のための税金のしおり 英語版



About your Taxes

The taxes collected in Toyohashi is used to run elementary schools, junior high schools and public housing complexes, to collect trash, service roads and parks, and to provide public services such as fire and rescue for the citizens of Toyohashi. This is why paying taxes on time is very important.

If you receive any letters or notifications regarding your taxes, please check the contents and make sure to pay by the due date.

If you have any questions, please contact the city hall.

Published by Toyohashi City Hall

Convenient ways to pay your taxes



**If you do not pay by the due date,
you must pay an additional penalty fee.**

Please pay before the due date.

☆Paying at the Convenience store☆

☺ Take the tax invoice and pay at the register

☺ Types of taxes you can pay here:
National Health Insurance Tax (*Kokumin Kenkou Hokenzei*),
Resident tax (*Shi - Ken Minzei*),
Automobile tax (*Kei Jidoushazei*),
Property tax (*Kotei Shisanzei*).

☺ **You can pay at any convenience store in Japan.**

☺ **Important:**

※If there are no barcodes, the tax amounts to over ¥300,000,
or it is past your due payment date, you cannot pay at a
convenience store.

For any queries, contact the Tax Payment Division

☎ 0532 - 51 - 2236

☆Automatic withdrawal☆



- ☺ The amount owed will be automatically deducted from your bank account on the deadline
- ☺ The types of taxes you can pay with this method:
National Health Insurance Tax (*Kokumin Kenkou Hokenzei*),
Resident tax (*Shi - Ken Minzei*),
Automobile tax (*Kei Jidoushazei*),
Property tax (*Kotei Shisanzei*).
- ☺ You can arrange an automatic withdrawal at the service counter of any financial institutions/post office in Toyohashi
- ☺ **Important**
 - ※Withdrawals will start at the end of the next month you apply in. (Passbook and seal is required)
 - ※**By default, your NHI tax is withdrawn from your bank account**
 - ※Once you apply, you do not need to renew it every year.


For any queries, contact the Tax Payment Division


☎ 0532 - 51 - 2235




☆You can pay your taxes in any financial institutions and post offices in Toyohashi city.

To do this, you need to have a tax payment form (tax invoice).

Main taxes in Toyohashi

Type of tax	What it is for	Contact info
<p>National Health Insurance Tax (NHI)</p> <p>/</p> <p>Kokumin Kenkou Hokenzei</p> 	<p>If your residential address is registered with Toyohashi, you are covered by the Toyohashi NHI tax.</p> <p>(Unless you are in <i>shakai-hoken</i> or other private health insurance plans through your employer)</p> <p><i>The NHI Tax will be calculated using from your income of your previous financial year.</i></p> <p><i>Being in the NHI means you will be able to receive medical treatment and care without having to worry about high costs.</i></p> <p>The NHI Tax will be deducted from your bank balance.</p>	<p>Toyohashi City Hall National Health Insurance and Pension Division</p> <p>0532-51-2295</p> <p>(West wing 1 F)</p>
<p>Payments due in these months:</p>	<p>7 • 8 • 9 • 10 • 11 • 12 • 1 • 2</p>	

Type of tax	What it is for	Contact info
<p data-bbox="172 443 395 629">Residence Tax (Municipal Tax)</p> <p data-bbox="268 658 300 703">/</p> <p data-bbox="137 730 418 768">Shi • Kenminzei</p> 	<p data-bbox="456 304 1190 488">You must pay residence tax if you are a resident of Toyohashi on 1 January of that year. This tax is calculated from your annual salary.</p> <p data-bbox="456 544 1190 772">You must declare your income of the previous financial year annually by 15 March. However, if you fit one of the three criteria below, you do not need to declare your income:</p> <ul style="list-style-type: none"> <li data-bbox="456 828 1190 965">① If your only source of income is from your employer, who submits a payroll report to the municipality <li data-bbox="456 976 1190 1113">② If you undergo a year-end tax adjustment at your place of employment <li data-bbox="456 1124 1190 1209">③ If you have already filed your income tax return at the tax office. <p data-bbox="456 1265 1190 1538">If the residence tax is not deducted from your income, you must arrange an automatic withdrawal, or request tax invoice forms in order to pay at a convenience store or at any financial institution.</p>	<p data-bbox="1225 640 1503 869">Toyohashi City Hall Residents' Tax Division 0532-51-2200</p> <p data-bbox="1235 925 1503 963">(West wing 2F)</p>
<p data-bbox="153 1648 414 1785">Payments due in these months:</p>	<p data-bbox="676 1693 963 1731">6 • 8 • 10 • 1</p>	

Type of tax	What it is for	Contact info
<p style="text-align: center;">Light vehicle tax / Keijidoushazei</p>  	<p style="text-align: center;">If you own any light vehicles as of 1 April, you must pay the annual light vehicle tax.</p>	<p style="text-align: center;">Toyohashi City Hall Property Tax Division 0532-51-2210 (East wing 2F)</p>
<p style="text-align: center;">Payments due in these months:</p>	<p style="text-align: center;">5</p>	
<p style="text-align: center;">Property Tax / Kotei Shisanzei</p> 	<p style="text-align: center;">If you own any properties, houses, and/or depreciable properties in Toyohashi as of 1 January, you must pay this tax.</p>	<p style="text-align: center;">Toyohashi City Hall Property Tax Division 0532-51-2215 (East wing 2F)</p>
<p style="text-align: center;">Payments due in these months:</p>	<p style="text-align: center;">5 • 7 • 12 • 2</p>	

National/Prefectural Taxes

Type of Tax	Description	Contact
Income Tax (National)	Tax deducted proportionately from your annual income (Tax deducted from your pay)	Toyohashi Tax Office 0532-52-6201
Automobile tax (Prefectural) Over 660cc	Tax that applies to automobile owners	East Mikawa County Tax Office 0532-54-5111



Tax payment FAQs



Q. I received a tax payment notification (tax invoice) from the city hall. Where do should I go to pay?

A. You can pay at any financial institution, post office in Toyohashi, or convenience store before the deadline by taking and showing your tax invoice to the staff. If you arranged an automatic bank deposit, the amount you owe will be deducted from your bank account on the deadline (see p. 3 for more details).

Q. What happens if I don't pay my taxes?

A. If you fail to pay by the deadline, you will incur a penalty fee. Under Japanese law, your salary and/or bank account can be seized.

Please make sure to pay your taxes before the deadline.

Q. I've lost my tax invoice. What should I do?

A. At the Toyohashi tax payment division, we can re-print the invoice for you. Please come to us directly or call us.

【Contact】 Toyohashi Tax Payment Division ☎ 0532 - 51 - 2236

Q. I cannot pay before the deadline. What should I do?

A. The tax payment division has a payment consultation service. Please come to us if there are any difficulties in paying your taxes. For more details, please see the next page.

Tax Payment Consultations

If you can speak Japanese

* Help desk : Tax Payment Division
(West wing 2F • Counter No. 21)

☎ 0532-51-2241

* Availability : Mondays~Fridays 8 : 30~17 : 15
(closed on Saturdays, Sundays and Public holidays)

If you cannot speak Japanese

Ask our consultants at the International Division

* Help desk : Multicultural Society & International Division
(East wing 11F)

☎ 0532-51-2023

* Availability : Monday~Friday 9 : 00~16 : 00
(Please come before 15 : 30)





List of useful contacts



If you want to ask about:	Contact info	
Resident (municipal) tax / <i>Shi - Ken Minzei</i>	Residents Tax Division	☎ 0532-51-2200
Property tax (land) / <i>Kotei Shisanzei</i>	Property Tax Division	☎ 0532-51-2215
Property tax (house) / <i>Kotei Shisanzei</i>	Property Tax Division	☎ 0532-51-2223
Light vehicle tax / <i>Kei Jidoushazei</i>	Property Tax Division	☎ 0532-51-2210
Tax related certificates (Income/taxation/tax free/tax payment etc.)	Property Tax Division	☎ 0532-51-2229
NHI tax (National Health Insurance Tax) / <i>Kokumin Kenkou Hokenzei</i>	National Health Insurance and Pension Division	☎ 0532-51-2295
Tax payment consultations	Tax Payment Division	☎ 0532-51-2241
Tax invoice reprint	Tax Payment Division	☎ 0532-51-2236
Automatic bank deductions	Tax Payment Division	☎ 0532-51-2235

Note

Tax Calender

Month <small>納期月</small>	Type of tax <small>税金の種類</small>			
	Residents tax (Shiminzei) <small>市県民税</small>	Property tax・City Planning tax (Kotei shisanzei・Toshi keikakuzei) <small>固定資産税・都市計画税</small>	Light Vehicle Tax (Keijidoushazei) <small>軽自動車税</small>	National Health Insurance Tax (Kokumin kenkou hokenzei) <small>国民健康保険税</small>
5月 May		First payment <small>第 1 期</small>	Full Payment <small>全 期</small>	
6月 June	First payment <small>第 1 期</small>			
7月 July		Second payment <small>第 2 期</small>		First payment <small>第 1 期</small>
8月 August	Second payment <small>第 2 期</small>			Second payment <small>第 2 期</small>
9月 September				Third payment <small>第 3 期</small>
10月 October	Third payment <small>第 3 期</small>			Fourth payment <small>第 4 期</small>
11月 November				Fifth payment <small>第 5 期</small>
12月 December		Third payment <small>第 3 期</small>		Sixth payment <small>第 6 期</small>
1月 January	Fourth payment <small>第 4 期</small>			Seventh payment <small>第 7 期</small>
2月 February		Fourth payment <small>第 4 期</small>		Eighth payment <small>第 8 期</small>

Arrange an automatic bank withdrawal, the easiest way to pay your taxes!
★Please ask your financial institution on how to arrange automatic withdrawals★